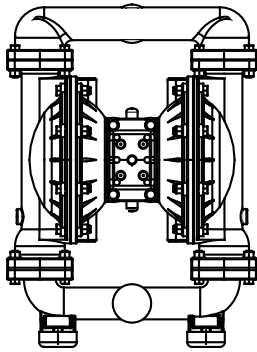


**WARREN RUPP®**

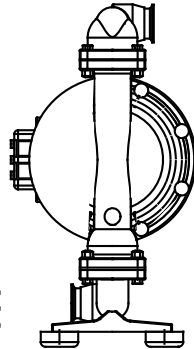
Quality System  
ISO9001 Certified

Environmental  
Management System  
ISO14001 Certified

**IDEX**  
FLUID & METERING



U.S. Patent #5,996,627 & 6,241,487  
Other U.S. Patents Applied for



II 2GD c T5



# T15 Metallic FDA Compliant Design Level 1 Ball Valve

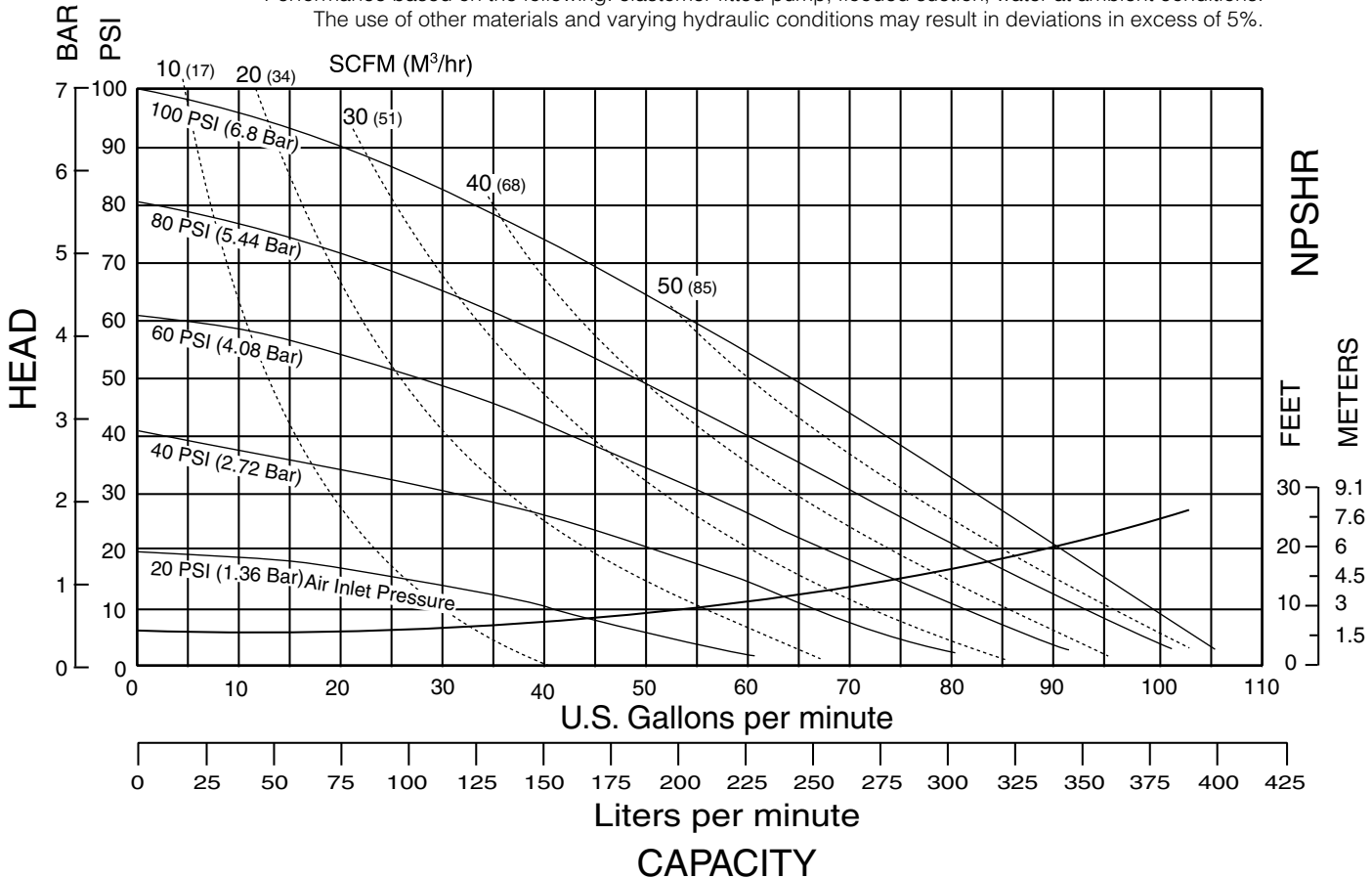
**Air-Operated  
Double Diaphragm Pump**

ENGINEERING, PERFORMANCE  
& CONSTRUCTION DATA

INTAKE/DISCHARGE PIPE SIZE	CAPACITY	AIR VALVE	SOLIDS-HANDLING	HEADS UP TO	DISPLACEMENT/STROKE
2" Sanitary Clamp Fitting	0 to 106 gallons per minute (0 to 401 liters per minute)	No-lube, no-stall design	Up to .25 in. (6mm)	125 psi or 289 ft. of water (8.6 Kg/cm <sup>2</sup> or 86 meters)	.41 Gallon / 1.55 liter

## MODEL T15 Metallic Performance Curve

Performance based on the following: elastomer fitted pump, flooded suction, water at ambient conditions.  
The use of other materials and varying hydraulic conditions may result in deviations in excess of 5%.



T 15 pumps are designed to be powered only by compressed air.

# Explanation of Pump Nomenclature

## T15 Metallic · Design Level 1· Ball Valve

MODEL	Pump Brand	Pump Size	Check Valve Type	Design Level	Wetted Material	Diaphragm/Check Valve Materials	Check Valve Seat	Non-Wetted Material Options	Porting Options	Pump Style	Pump Options	Shipping Kit Options	Weight lbs. (kg)
T15B1SDSWTS600.	T	15	B	1	S	D	S	W	T	S	6	00.	95 (43)
T15B1SSSWTS600.	T	15	B	1	S	S	S	W	T	S	6	00.	95 (43)
T15B1SDSSTS600.	T	15	B	1	S	D	S	S	T	S	6	00.	145 (66)
T15B1SSSSTS600.	T	15	B	1	S	S	S	S	T	S	6	00.	145 (66)

### Pump Brand

T= FDA Compliant

### Pump Size

15=1½"

### Check Valve Type

B= Ball

### Design Level

1= Design Level

### Wetted Material

S= Stainless Steel

### Diaphragm Check Valve Materials

D= FDA Santoprene/FDA Santoprene

S= PTFE-FDA Santoprene/PTFE

### Check Valve Seat

S= Stainless Steel

T= PTFE

### Non-Wetted Material Options

S= Stainless Steel w/Stainless Steel Hardware

W=White Epoxy Coated Aluminum w/Stainless Steel Hardware


### Porting Options

T= 2" Sanitary Clamp Fitting

### Pump Style

S= Standard

### Pump Options

 6= Metal Muffler

### Kit Options

00.=None



**Note: ATEX Compliant**



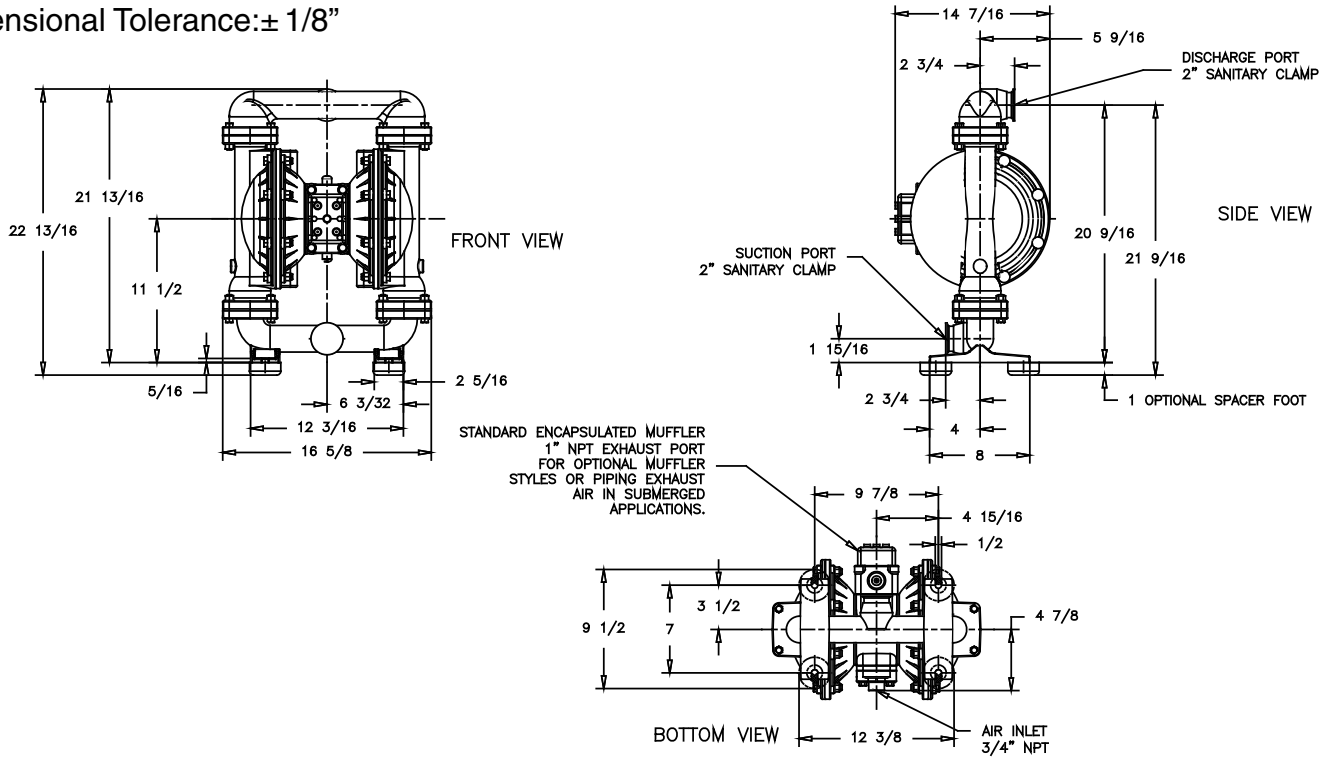
**CAUTION! The maximum pump operating temperature limit is 190°F (88°C):**

Materials	Temperature Limits	
	Maximum	Minimum
<b>FDA Accepted White Nitrile</b> General purpose, oil-resistant. Shows good solvent, oil, water and hydraulic fluid resistance. Should not be used with highly polar solvents like acetone and MEK, ozone, chlorinated hydrocarbons and nitro hydrocarbons.	190°F 88°C	-10°F -23°C
<b>FDA Accepted Santoprene®</b> Injection molded thermoplastic elastomer with no fabric layer. Long mechanical flex life. Excellent abrasion resistance.	275°F 135°C	-40°F -40°C
<b>Virgin PTFE</b> Chemically inert, virtually impervious. Very few chemicals are known to react chemically with PTFE: molten alkali metals, turbulent liquid or gaseous fluorine and a few fluoro-chemicals such as chlorine trifluoride or oxygen difluoride which readily liberate free fluorine at elevated temperatures.	220°F 104°C	-35°F -37°C

# Dimensions: T15 Metallic

Dimensions in Inches

Dimensional Tolerance:  $\pm 1/8$ "



Dimensions in Millimeters

Dimensional Tolerance:  $\pm 3$ mm

