


WARREN RUPP®

Quality System
ISO9001 Certified

Environmental
Management System
ISO14001 Certified

IDEX
IDEX CORPORATION



Pump shown with optional electronic leak detector.

SANDPIPER®
A WARREN RUPP PUMP BRAND

**SET1-A SET2-A
BALL VALVE Type 3**

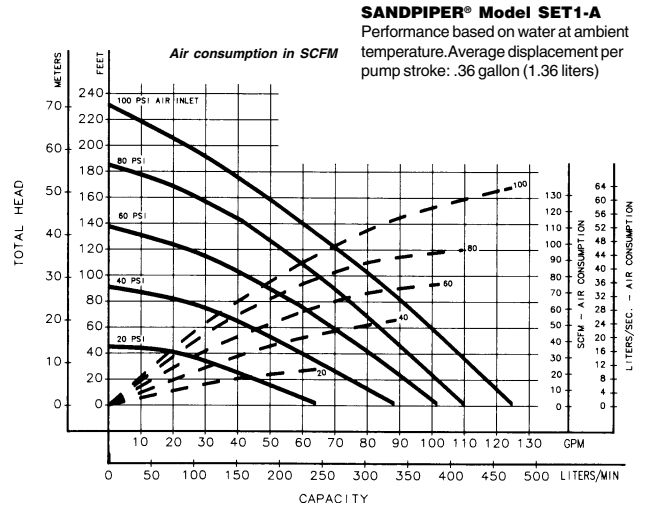
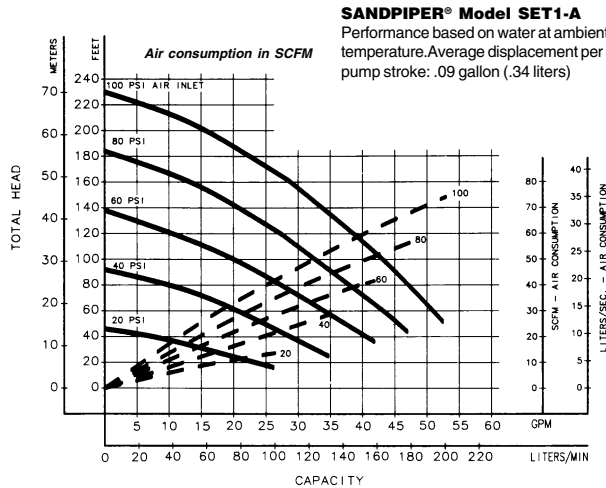
**Air-Powered
Double Diaphragm
Sanitary Containment Pumps**

ENGINEERING, PERFORMANCE
& CONSTRUCTION DATA

MODEL SET1-A					
SUCTION/DISCHARGE PIPE SIZE 1½" Sanitary Clamp Fittings	CAPACITY 0 to 52 gallons per minute (0 to 196 liters per minute)	AIR VALVE No-lube, no-stall design	SOLIDS-HANDLING ¼ in. (6 mm)	HEADS UP TO 125 psi or 289 ft. of water (8.8 Kg/cm² or 88 meters)	DISPLACEMENT/STROKE .36 Gallon / 1.36 liter
MODEL SET2-A					
SUCTION PIPE SIZE 2½" Sanitary Clamp Fittings DISCHARGE PIPE SIZE 2" Sanitary Clamp Fittings	CAPACITY 0 to 128 gallons per minute (0 to 484 liters per minute)	AIR VALVE No-lube, no-stall design	SOLIDS-HANDLING ¼ in. (6 mm)	HEADS UP TO 125 psi or 289 ft. of water (8.8 Kg/cm² or 88 meters)	DISPLACEMENT/STROKE .36 Gallon / 1.36 liter

PERFORMANCE CURVES

(SANDPIPER® pumps are designed to be powered **only** by compressed air)
Temperature Limit: 212°F - 100°C MAXIMUM



MATERIALS OF CONSTRUCTION

SET1-A	Driver Chamber	Manifold/Elbow	Outer Chamber	Inner Chamber	Outer Driver Diaphragm Plate	Inner Driver Diaphragm Plate	Intermediate Housing	Diaphragm Rod	Valve Seat	Hardware	Pumping Diaphragm Driver Diaphragm	Ball Valve Material	Seat/Manifold Gasket	Cap/Air Valve	Shipping Weight (lbs)	
TGF-3-SS	T	302/304SS	316SS*	AL380DC	316SS*	PS	AL380DC	416SS	T	304SS	T/WN	T	T	AL380DC	65	
SET2-A	TGF-3-SS	T	302/304SS	316SS*	AL380DC	316SS*	PS	AL356T6	416SS	T	304SS	T/WN	T	T	NONE	185

Meanings of Abbreviations:

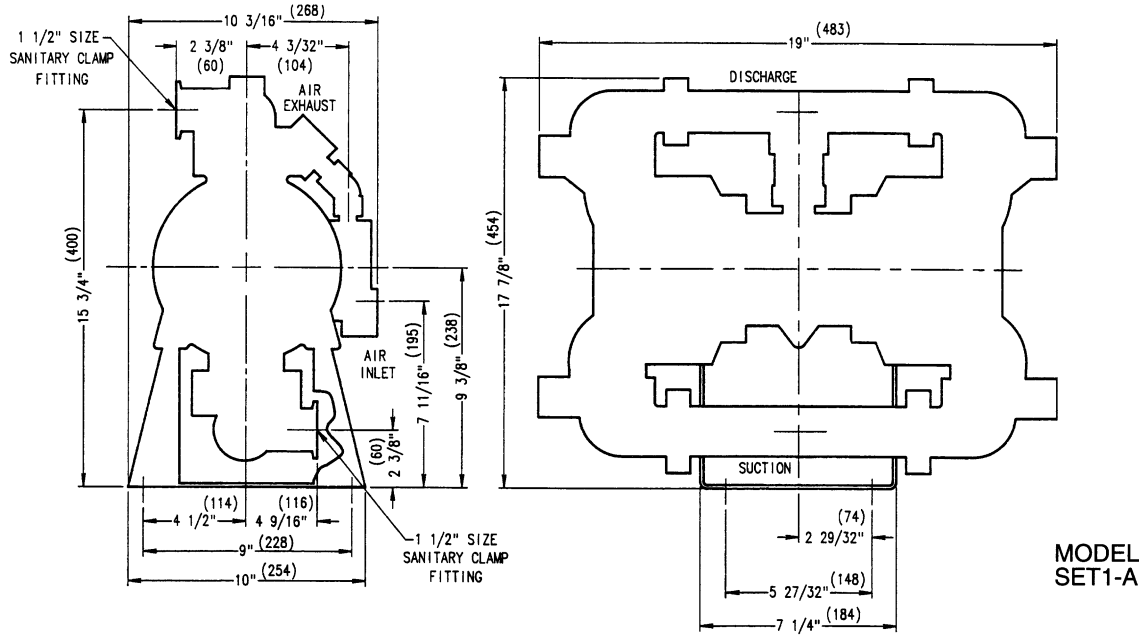
* = Electropolished
= Electroless Nickel Plated
AL = Aluminum
DC = Die Cast
PP = Polypropylene - Glass Filled
PS = Plated Steel
T = PTFE
SS = Stainless Steel
WN = White Nitrile - Food Grade

NITRILE TEMPERATURE LIMITATIONS: 190°F (88°C) for Continuous Operation
280°F (138°C) for Intermittent Operation

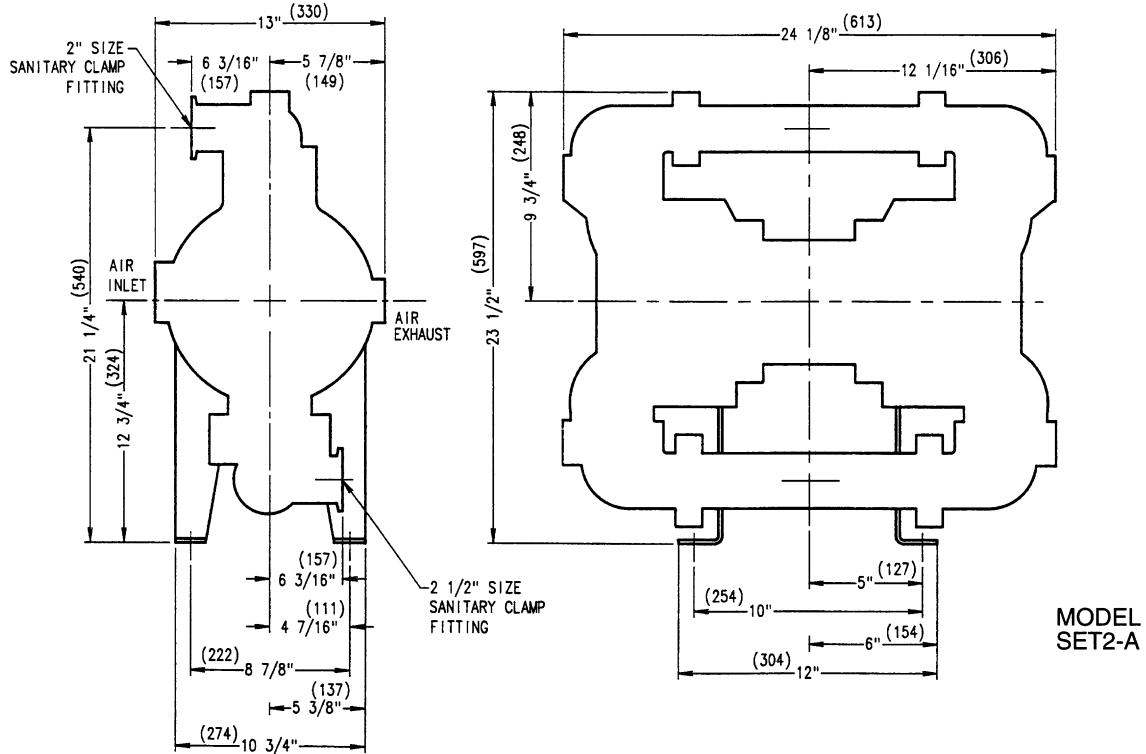
©Warren Rupp and SANDPIPER are registered trademarks of Warren Rupp, Inc.

SET1-A SET2-A SANITARY CONTAINMENT

Dimensions are ± 1/8"
Figures in parenthesis = millimeters



1 1/2" SANITARY PROCESS CLAMP FITTING SUCTION AND DISCHARGE
1/2" NPT(F) AIR INLET PORT • 3/4" NPT(M) AIR EXHAUST PORT



2 1/2" SANITARY PROCESS CLAMP FITTING SUCTION • 2" SANITARY CLAMP FITTING DISCHARGE
3/4" NPT(F) AIR INLET PORT • 3/4" NPT(F) AIR EXHAUST PORT